

Overnight Pulse Oximetry Instructions

Dear Patient,

This oximetry test has been ordered by your physician to monitor & record your blood oxygen saturation levels (SpO₂) & heart rate (HR). This test is used to determine the need for home oxygen therapy or pre-screening for sleep apnea. Please wear the unit for at least four (4) hours tonight. Should you have any testing questions, please call DMT as we have 24/7 on-call patient support to assist with your testing.

Thank you,

Diagnostic Medical Testing
Management & Support Team



Oximetry Test Courier


HME Supplier: _____

Phone: _____


1 Start – Read Below
Physician's orders are to test on:

your APAP device without any supplemental oxygen, if applicable.

2 Probe Connection
Secure the probe to the top of the device like it shows below.



3 Probe Placement
Wire should be on top of your finger. A piece of tape or Band-Aid™ can be used to secure probe.




4 Turn Device On
Press & release the power button so that the display lights up.



Power Button (On & Off and Wake Up Button)

5 Time to Sleep
After 15 – 20 secs, the device may go into sleep mode & show a blank screen.



6 End – Turn Device Off
Press/hold the "Power" button, see step 4, until the display lights up, if the display is off. Immediately press & hold the "Power" button again until the unit says "Total Storage Time" and release. Write down the hours & minutes below; first set of numbers are the hour(s) and the second set of numbers are the minutes.

Hours: _____ Minutes: _____

Patient Support Line: (877) 202-1191

? Battery Indicator Low?
Complete the test & notify the courier of this. This device has no batteries but has an internal rechargeable battery that needs to be charged with a specific charger at our office.

? Pulse Bar/HR Blank?
Try to reposition the probe as it may have fallen off your finger or the device. Notify our office in the morning of this issue. Note: this is only for the first few seconds as the screen will be blank after 15-20 seconds once turned on.

? Blank Display?
The device will go into sleep mode after 15-20 seconds and the screen will be blank. Do not be alarmed as this is normal. As long the finger probe stays red inside, the device is on.